

DATE:

PROJECT:

COMMENTS:

# CLASSIC

## RLM Signature Series



### CONSTRUCTION

- Heavy-gauge spun metals
- Multiple gooseneck designs available
- Indoor and outdoor use

### LAMP


- Standard 20W LED
- 150W maximum incandescent (Lamp not included)

### POWER SOURCE

- LED driver, 0-10V dimmable UNV 120/277V


### APPROVALS

- ETL
- CSA Certified



SERIES	LAMP TYPE	OUTPUT	WATTAGE	VOLTAGE	MOUNTING OPTIONS	MATERIAL	GLOBE	FINISH	
CLASSIC	L LED		<b>LED</b>	1 120V	DC Drop Cord	<b>GOOSENECK</b>	GS Galvanized Steel	<b>WH</b> White	
	I Incandescent	N Normal	15 15W	2 277V	S Swivel Stem	C1 C1		<b>GSO</b> Glass Opal	<b>AG</b> Gray
			20 20W	3 347V	W Wall	C2 C2		<b>GPC</b> Glass Prismatic Clear	<b>BK</b> Black
			<b>INCANDESCENT</b>			C3 C3		<b>GHC</b> Heat Treated Clear Glass	<b>RD</b> Red
			150 150W Max.			C4 C4		<b>PPC</b> Polycarbonate Prismatic Clear	<b>BL</b> Blue
						C5 C5		<b>PSC</b> Polycarbonate Smooth Clear	<b>GR</b> Green
						P Pendant (Straight Stem)		<b>PL</b> PUK Lens	<b>YL</b> Yellow
									<b>TWH</b> Textured White
									<b>TBK</b> Textured Black
									<b>TAL</b> Textured Aluminum
							<b>CS<sup>2</sup></b> Custom Color		

**ORDERING NOTES**  
 1. Standard 3/4" threaded hub  
 2. All RAL Colors Available



**SEE NEXT PAGE FOR ACCESSORIES**

# CLASSIC

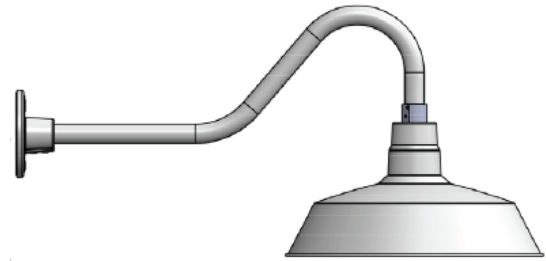
RLM Signature Series



## ACCESSORIES (ORDER SEPARATELY)

CLASSIC-BP

SERIES	ACCESSORIES
CLASSIC	<b>BP</b> Back Plate <b>AC</b> Air Craft Cables

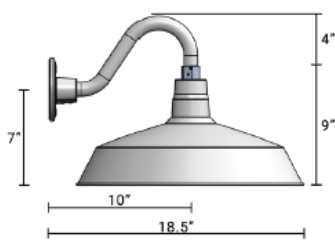


17 Inch Diameter

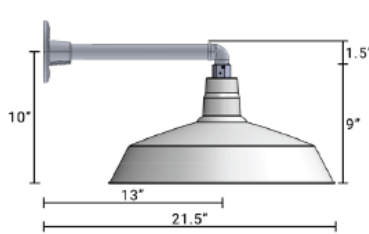
## MOUNTING OPTIONS

### Mounting Options

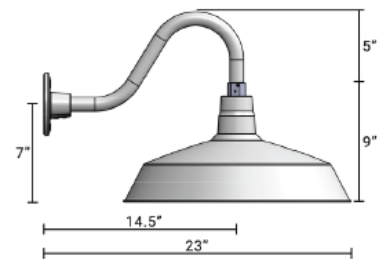
Signature Series fixtures can be mounted in a variety of ways, including tough weather resistant cord, braided cord, and a variety of stock goosenecks. Goosenecks can also be custom fabricated to fit any application requirement. Ask your representative for more details.



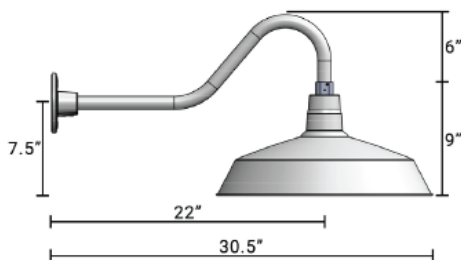
C1



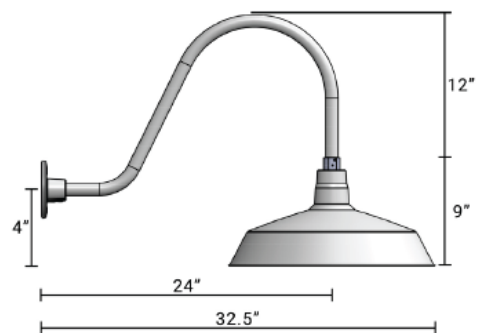
C2



C3



C4



C5

